

Asylum Claims in British Columbia: Yearly Comparison

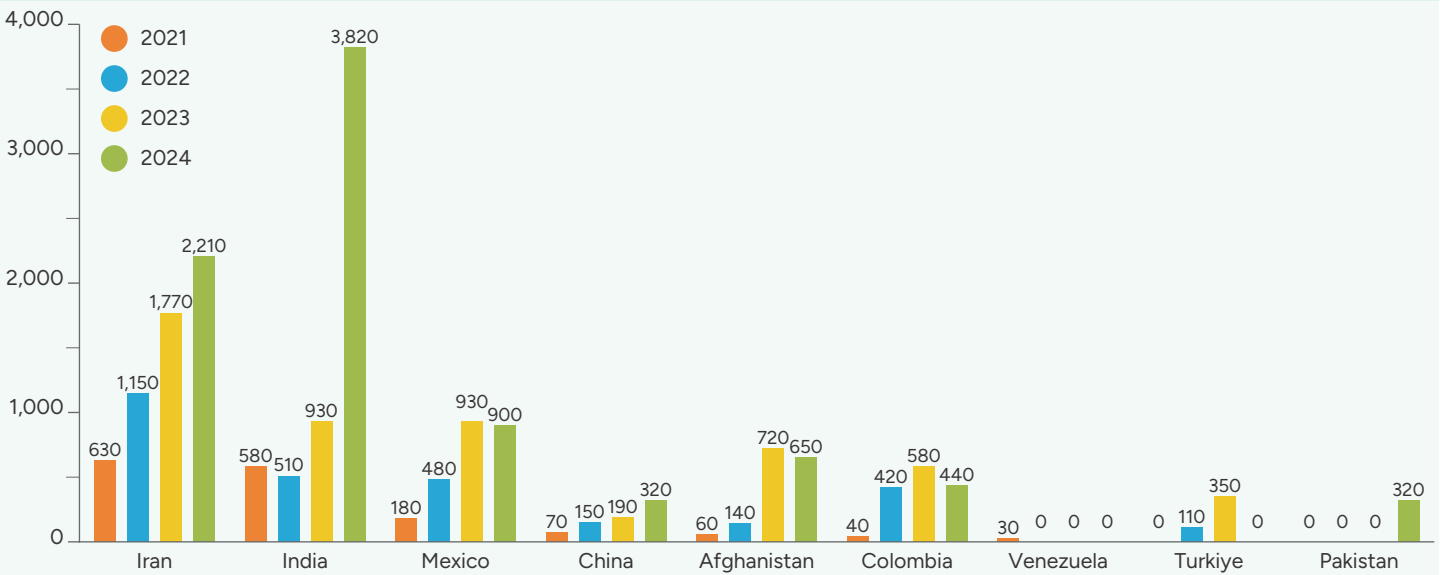
Total Asylum Claimants processed by the CBSA and IRCC in British Columbia and Canada: 2014–2024



This chart shows the number of asylum claimants processed by CBSA and IRCC in both British Columbia (BC) and Canada from 2014 to 2024. Asylum claims in Canada increased over the years, peaking at 172,255 in 2024, with sharp increases after 2021. In contrast, British Columbia saw lower but steady growth, reaching 11,450 in 2024. A significant drop in claims occurred in 2020 to 2021 due to the COVID-19 pandemic, followed by high increases in the following years.

Source: IRCC—December 31, 2024 canada.ca/en/immigration-refugees-citizenship/services/refugees/asylum-claims.html

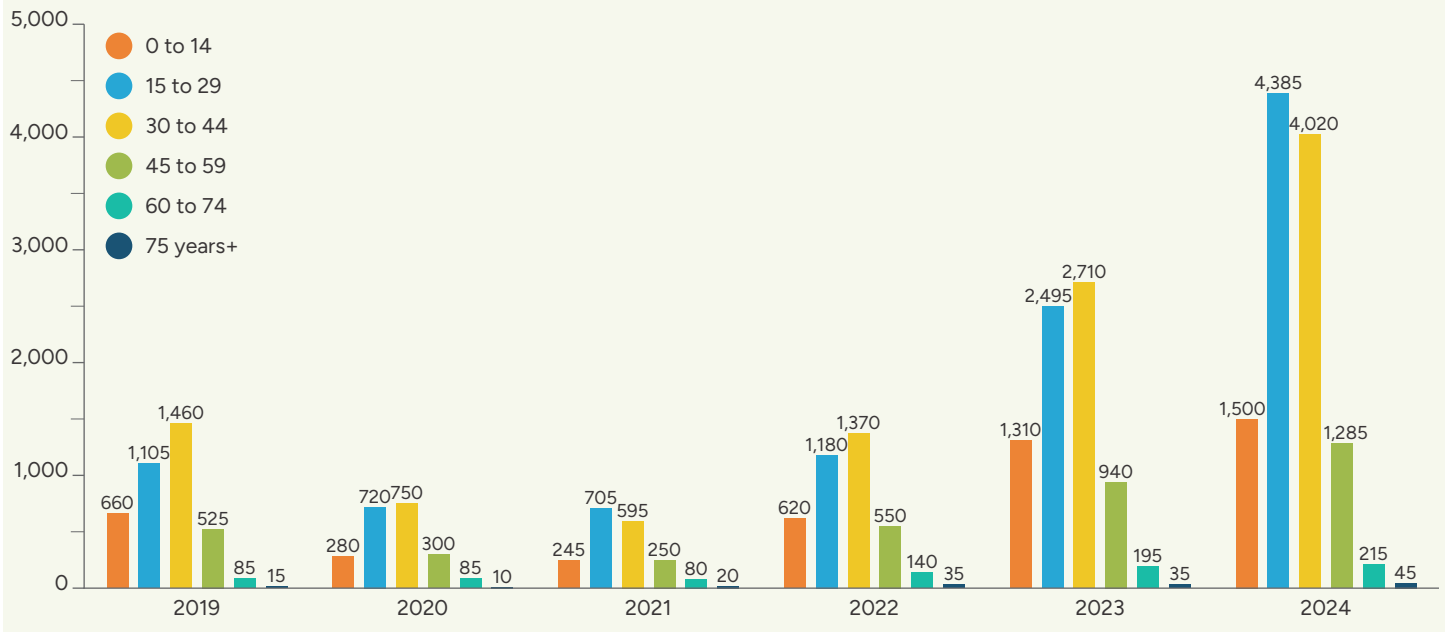
Refugee Claim Referrals by Country of Alleged Persecution for Claimants with a British Columbia Address (Total Claims)



The chart shows refugee claim referrals by country of alleged persecution for claimants with a British Columbia address between 2021 to 2024 by country of origin, highlighting an increase in claims from India, reaching 3,820 in 2024, making it the top source country in 2024. Claims from Iran also grew steadily, reaching 2,210 in 2024. Claims from Afghanistan, Colombia, and Mexico remained stable over the 4 years.

Source: IRB

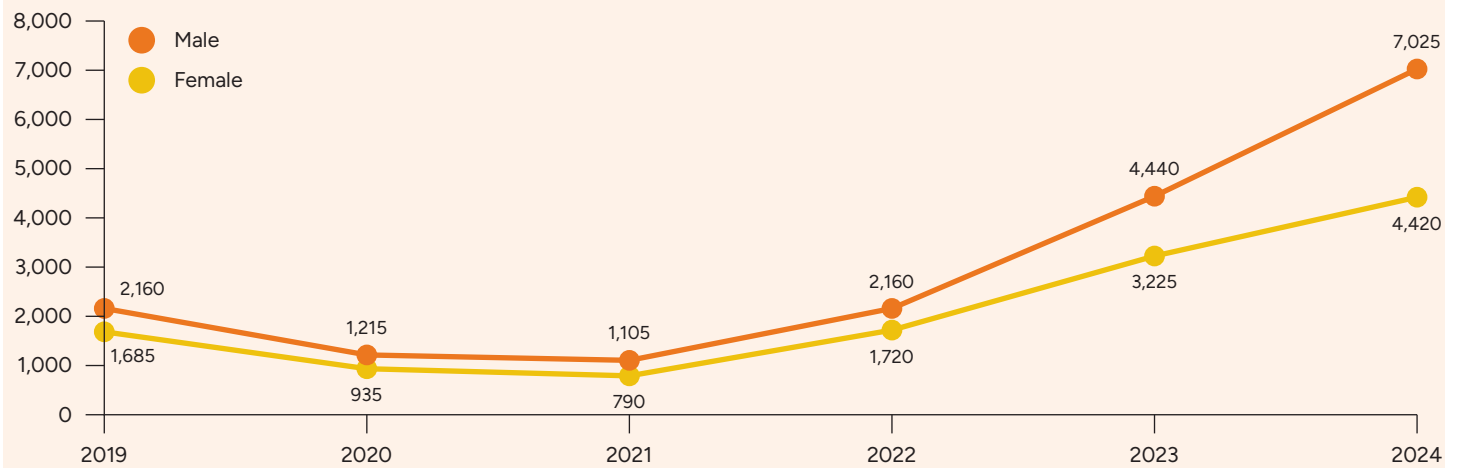
British Columbia—Asylum Claimants, Age and Claim Year: 2019–2024



The chart illustrates the distribution of asylum claimants in British Columbia from 2019 to 2024 based on age groups. The 15 to 29 years and 30 to 44 years age groups had the highest number of claimants, combined totalling 8,405 in 2024, showing a steady increase over the years. Claims among 0 to 14 years and 45 to 59 years were notably lower but still experienced growth, particularly in 2024. The 60 to 74 years and 75 years and above categories had the fewest claimants. It must be noted that the number of claims dropped in 2020 and 2021 for all age groups due to the COVID-19 pandemic.

Source: IRCC - December 31, 2024 open.canada.ca/data/en/dataset/b6cbcf4d-f763-4924-a2fb-8cc4a06e3de4/resource/46bee0ae-2abf-40f8-ab56-91ebe529a4ba

British Columbia—Asylum Claimants by Gender and Claim Year: 2019–2024



The chart shows the number of asylum claimants in British Columbia from 2019 to 2024, categorized by gender. Claims from males increased significantly each year, reaching over 7,000 in 2024, consistently remaining higher than female claimants. Female asylum claims also grew steadily to 4,420 in 2024, but at a slower rate compared to males. The overall trend indicates a rising number of asylum seekers across both genders, with a persistent gender gap in claim numbers.

Source: IRCC, December 31, 2024 open.canada.ca/data/en/dataset/b6cbcf4d-f763-4924-a2fb-8cc4a06e3de4/resource/34c502f9-96f6-44a1-835a-7ce5fa2e98be